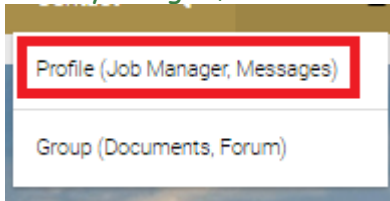


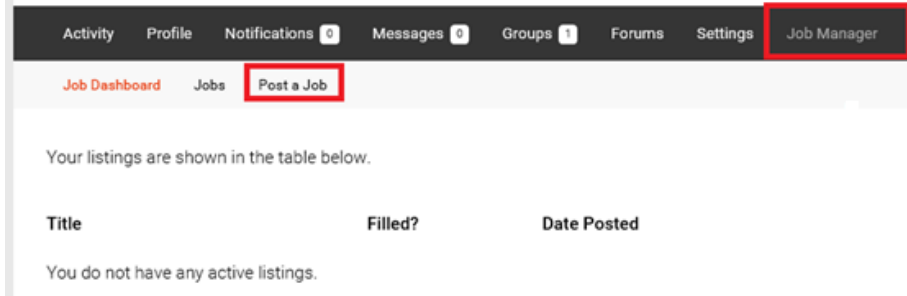
Member Website Instructions

Post a Job

After you log in, click Profile (Job Manager, Messages) under your name:

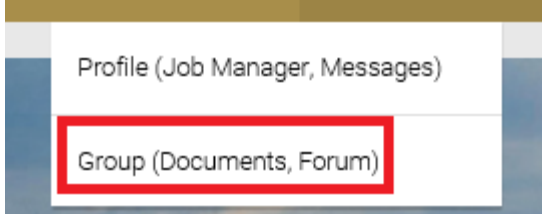


Then go to Job Manager > Post a Job



Locating Member Listing

Under your log in:



Select the Chapter group:



APA Northstar

Click on "Documents"

Documents 4

Membership Directory is on the list:

 [Membership Directory](#)
In category: [Directory](#).

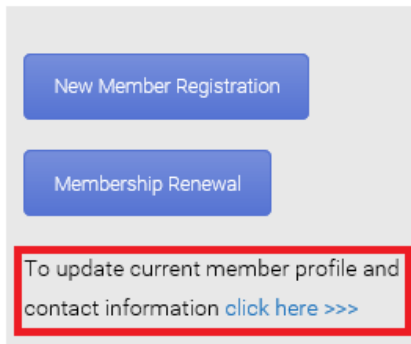
Change Password

Change the password to whatever you'd like by editing your profile (Settings):



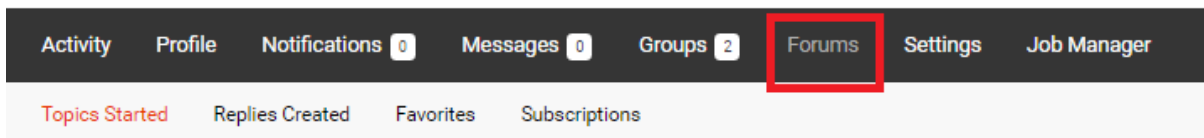
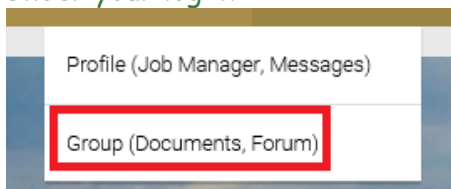
Update Contact

The link to update your contact info is on the "Join" page.



Badge (re)Order

Under your log in:



Click here and follow the included link to 123Signup

